



Miss Karen Rojas C
Asignatura Inglés

Corporación Municipal de Servicios y Desarrollo de Maipú
Escuela "Germán Riesco"
Unidad Técnico Pedagógica – 2020



Dossier

Inglés

5° básico

Objetivos:

- ✓ Comprender información explícita mediante lecturas breves.
- ✓ Reconocer y aplicar aspectos gramaticales de nivel (verbo to be)
- ✓ Reconocer y utilizar vocabulario de nivel (días de la semana, meses, instrucciones para sala de clases)

Habilidades: Identificar y localizar información
Discriminar información correcta de incorrecta
Dar y seguir instrucciones.

Hoja de explicación

GRAMMAR : Aprenderemos como contestar preguntas simples.

Vocabulary : Recordaremos y memorizaremos los días de la semana , meses , años y como escribir fechas.

Reconoceremos frases para usar en la sala de clases.

Recuerda : I ---- Yo	he ----- el	they ----- ellos
You ---- tú	it ----- eso , esto	
She ---- ella	we ----- nosotros	

El verbo to be es uno de los mas usados en inglés y la función basica que debes saber para aprender Inglés . Para saber sus usos te invito a que observes los siguientes ejemplos:

El verbo to be se traduce como ser o estar y lo usamos en esta forma :

I **am** = (*yo soy o estoy*)

You **are** (*tu eres o estas*)

She **is** (*ella es o está*)

He **is** (*el es o está*)

It **is** (*esto es o está*)

They **are** (*ellos son o están*)

Sabiendo esto podemos hacer frases breves y simples como :

I **am** happy = yo estoy feliz

You **are** intelligent = tu eres inteligente

Ademas podemos hacer frases negativas solo agregando la palabra **not** a nuestra frase como :

He **is not** friendly = el no es amistoso.

She **is not** tall = ella no es alta

I **am not** sad = yo no estoy triste

Podemos hacer preguntas y contestar de manera muy simple :

Is she intelligent ? **Yes** , she is ----- **No** , she is not

Are you sad ? **No** , I m not ----- **Yes** , I am

Ahora comienza con las guias de trabajo lee bien las instrucciones.



Part A: Lee y encierra los días de la semana que aparecen en el texto.



This is May. She's ten years old. She's tall and thin. She's got long brown hair. She's got brown eyes.

She can sing and dance. She can't swim. She is very happy and friendly.

Every Monday, May reads Chinese books with her friends. Every Tuesday, she rides a bike to school. On Wednesdays, she plays music at school. On Thursdays, she sings English songs with her friends. Every Friday, she cooks eggs at home.

Part B: Write the day please. (escribe los días de la semana de acuerdo a la actividad)



Part C: True or False. (Escribe verdadero o falso)

1. May reads Chinese books. _____
2. May rides a bike to school on Fridays. _____
3. She plays music at home. _____
4. She plays music at school on Wednesdays. _____
5. She cooks pizza. _____

Part D: Please answer Yes or No. (Contesta si o no siguiendo el ejemplo de la hoja de explicación

1. Is May 10 years old? _____, _____.
2. Is she fat and short? _____, _____.
3. is she friendly? _____, _____.

Part A : Read.



This is Mike. He's nine years old. He's short and fat. He's got short red hair. He's got small brown eyes. He is a student; he is not very friendly. He can dance and he can swim. He can't ride a bike.

Every Monday, he plays football with his brother at home. Every Tuesday, he swims with some friends at school. On Wednesdays, he sings Chinese songs. On Thursdays, he plays computer games at home. Every Friday, he draws pictures in his bedroom. He is very intelligent.

Part B: Write the day please.



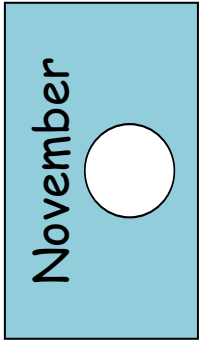



Part C: True or False.

1. Mike reads Chinese books. _____
2. Mike plays computer games on Thursday. _____
3. He plays football with his sister. _____
4. He draws pictures on Wednesdays. _____
5. He swims on Tuesdays. _____

Part D: Please answer Yes or No.

1. Is he friendly? _____ , _____ .
2. Is he 11 years old? _____ , _____ .
3. Is he fat and short? _____ , _____ .
4. is he intelligent? _____ , _____ .

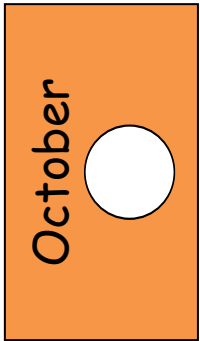
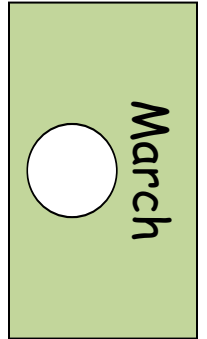
Une con una línea las celebraciones en los meses que corresponden, en el círculo blanco escribe el día con su número correcto en su parte superior.



St Valentine's Day



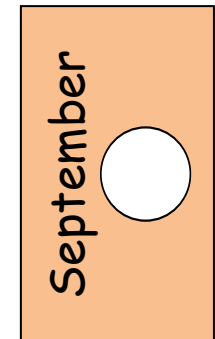
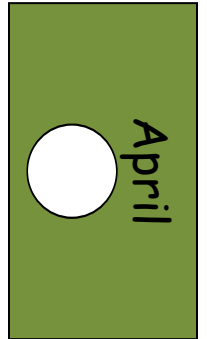
Christmas Day



Halloween



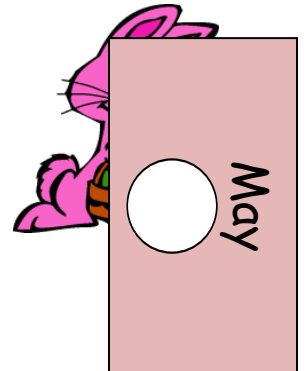
New Year's Day



Thanksgiving



Easter






St Patrick's Day



Independence Day



my birthday




Unit 1 Vocabulary Elige la alternativa correcta.



- a) Stand up.
- b) Sit down.
- c) Come in.



- a) Don't run.
- b) Don't talk.
- c) Don't be late.



- a) Ask.
- b) Jump.
- c) Answer the questions.



- a) Put your book away.
- b) Open your book.
- c) Close your book.



- a) Come in.
- b) Come here.
- c) Go to your place.



- a) Do your homework.
- b) Come in.
- c) Bring your supplies.



- a) Raise your hand.
- b) Clap your hand.
- c) Wash your hand.



- a) Do your homework.
- b) Sing.
- c) Listen.




- a) Be late.
- b) Be quiet.
- c) Come here.



- a) Look.
- b) Count.
- c) Listen



- a) Clean the board.
- b) Write on the board.
- c) Come to the board.



- a) Write.
- b) Draw.
- c) Count.



- a) Sing.
- b) Stand up.
- c) Sit down.



- a) Open your book.
- b) Close your book.
- c) Take your book out.



- a) Don't talk.
- b) Don't sleep.
- c) Don't be late.



- a) Do your homework.
- b) Come in.
- c) Bring your supplies.



- a) Raise your hand.
- b) Clap your hand.
- c) Wash your hand.



- a) Do your homework.
- b) Sing.
- c) Listen.




- a) Be late.
- b) Be quiet.
- c) Come here.



- a) Look.
- b) Count.
- c) Listen



- a) Clean the board.
- b) Write on the board.
- c) Come to the board.



- a) Write.
- b) Draw.
- c) Count.



- a) Sing.
- b) Stand up.
- c) Sit down.



- a) Open your book.
- b) Close your book.
- c) Take your book out.



- a) Don't talk.
- b) Don't sleep.
- c) Don't be late.